


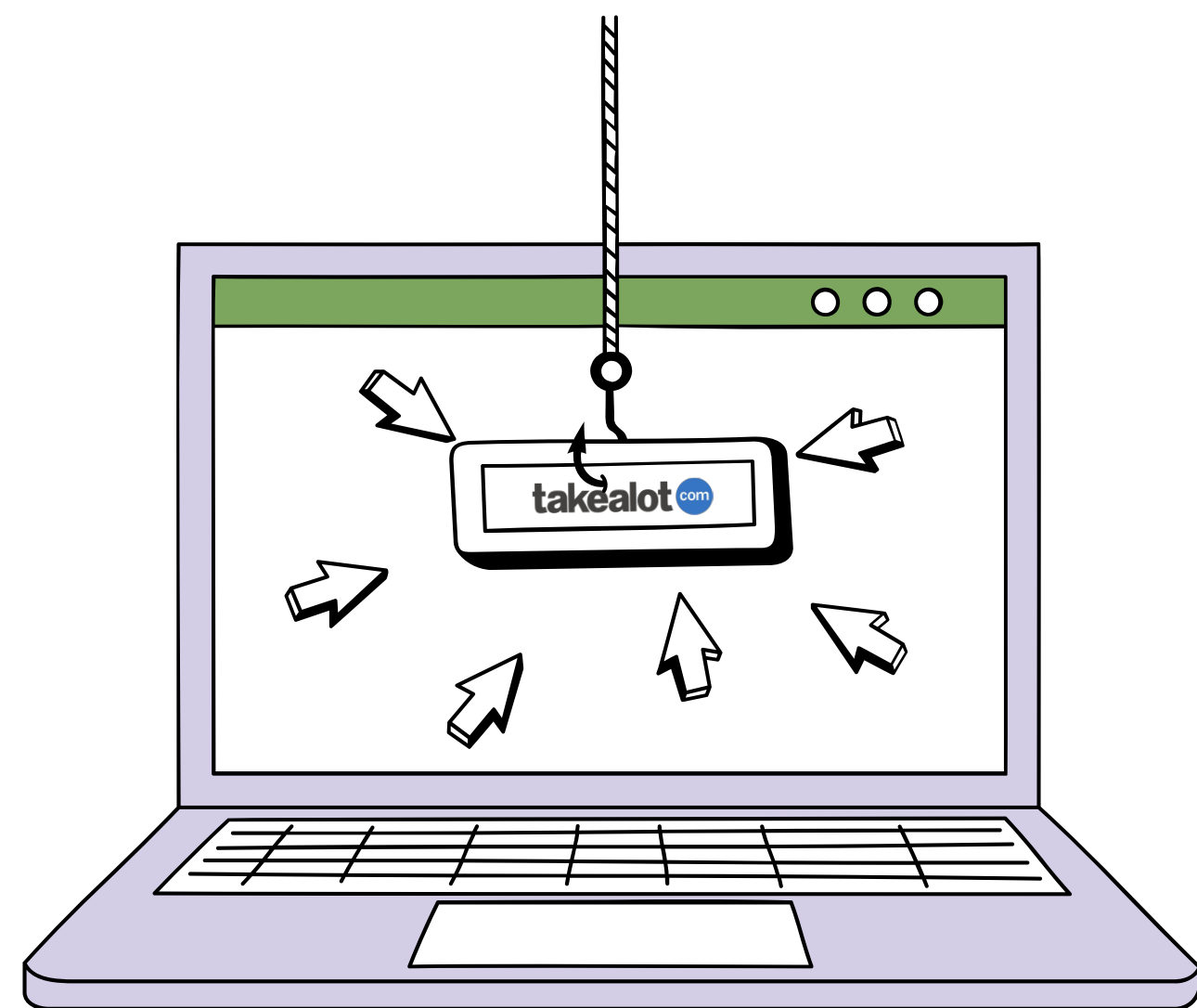
How does it work?

Share your email and wishlist, and we'll handle the rest!

STEP 1

Create your wishlist on Takealot

- ✓ Go to Takealot website
- ✓ Register or log into an account
- ✓ Create a wishlist
- ✓ Give your wishlist a name
- ✓ Add products to your wishlist
- ✓ View your wishlist
- ✓ Click on share to copy your wishlist link



STEP 2



Submit your wishlist to Eaze Order

- ✓ Visit takealot.eazeorder.com
- ✓ Add your email address
- ✓ Paste your wishlist link
- ✓ Click to get your obligation free quote

STEP 3

Confirm your order

- ✓ Check your emails for an email from Eaze Order
- ✓ Open the email and click on the "Confirm Order" Button
- ✓ Complete our personal information
- ✓ Choose a delivery option bottom left
- ✓ Fill in your order quantity
- ✓ Click on "Confirm Order"



STEP 4

Finalise and Pay

- ✓ You'll receive a second email from Eaze Order
- ✓ Click the link to review the quote
- ✓ View the quote and select a payment option
- ✓ A confirmation will be sent upon receipt of payment

STEP 5

Sit back and relax

- ✓ Enjoy updates on the status of your delivery
- ✓ You'll get the 1st Eazy Order email in under a minute
- ✓ Expect the 2nd one within an hour during business hours.

